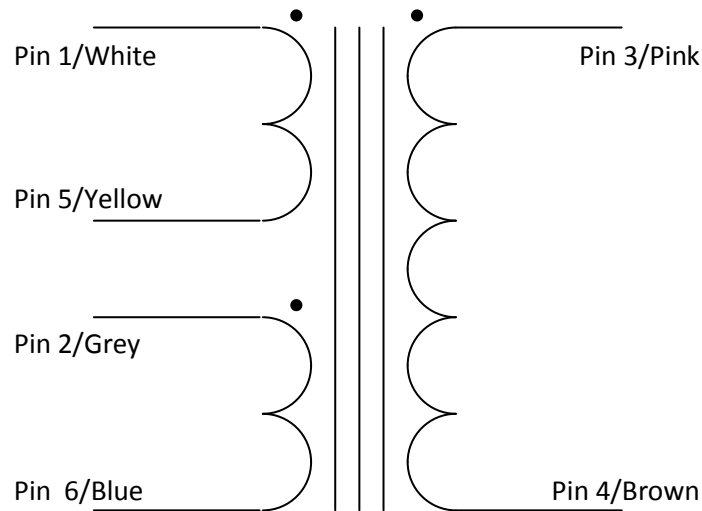


# 9820 connection options

Replacement for AP2622. Primary has two equal windings which can be used in series or parallel for 600/150 ohms input. Ratios: 1:4.4 (Series) or 1:8.8 (Parallel). 100% Mumetal core and can.

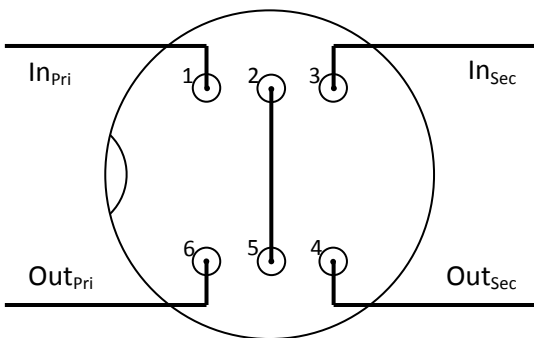
Styles available: c (PCB pins), e (colour-coded leads w. 3/8" brass grommet), f (colour-coded leads w. M3-threaded holes)

**Please note:** This is electrically equivalent but style c has a different pin arrangement and will not fit on the original PCB.



## Series

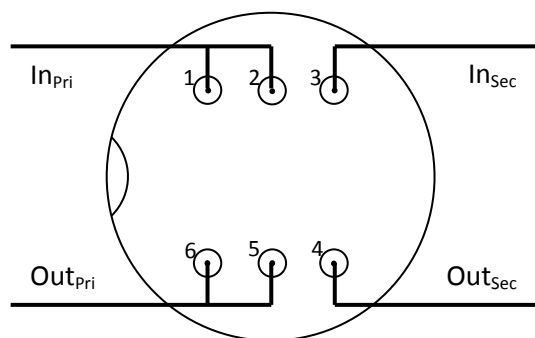
Turns Ratio – 1 : 4.4



Style c

## Parallel

Turns Ratio – 1 : 8.8



Style e/f

